

Korijeni riječke medicinske misli i tradicije i okolnosti osnivanja Medicinskog fakulteta u Rijeci

Muzur, Amir; Škrobonja, Ante

Source / Izvornik: **Acta medico-historica Adriatica : AMHA, 2005, 3, 177 - 194**

Journal article, Published version

Rad u časopisu, Objavljena verzija rada (izdavačev PDF)

Permanent link / Trajna poveznica: <https://um.nsk.hr/um:nbn:hr:184:538443>

Rights / Prava: [Attribution 4.0 International](#)/[Imenovanje 4.0 međunarodna](#)

Download date / Datum preuzimanja: **2024-07-24**



Repository / Repozitorij:

[Repository of the University of Rijeka, Faculty of Medicine - FMRI Repository](#)



ROOTS OF MEDICAL THOUGHT AND TRADITION IN RIJEKA AND CIRCUMSTANCES OF FOUNDATION OF THE RIJEKA SCHOOL OF MEDICINE*

KORIJENI RIJEČKE MEDICINSKE MISLI I TRADICIJE I OKOLNOSTI OSNIVANJA MEDICINSKOG FAKULTETA U RIJECI*

Amir Muzur, Ante Škrobonja

SUMMARY

Rijeka University School of Medicine was opened in 1955. However, the tradition of innovative, high-quality medical praxis of the Rijeka region, is much older and based upon the contribution of Giovanni Battista Cambieri (1754-1838), who was occupied with the «Scherlievo disease»; Saverio Graziano (1702-1780), the author of the scientific work on mercury-based therapy; Antonio Felice Giacich (1813-1898), the author of the textbook of naval medicine; Georg Catti (1849-1923), the inventor of special rhynolaryngological tongs; Antonio Grossich (1849-1926), who introduced desinfection of operative field with iodine tincture; Lionello Lenaz (1872-1939), the theoretician of neurology and haematology; Viktor Finderle (1902-1964), the inventor of vacuum-extractor; Valter Rukavina (1896-1972), a brucellosis world expert, as well as of many other physicians and the overall high sanitary consciousness.

Key words: History of medicine, 20th century, University School of medicine, Rijeka, Croatia

* Muzur A, Škrobonja A, Roots of medical thought and tradition in Rijeka and circumstances of foundation of the Rijeka School of Medicine. In: Škrobonja A. Ed. Monograph - 50 years of the School of Medicine in Rijeka. Rijeka: Medicinski fakultet Sveučilišta u Rijeci, str. 355-60.

Fifty years of one institution may not seem a very long time, but the histories of great and complex institutions never start at the moment of their foundation. Thus, the establishment of the Rijeka School of Medicine may be regarded as a culmination of the maturation of the environment and its readiness to transform practice into higher education. To recall the many phenomena, personalities and actions that contributed to raise inhabitants' awareness, to improve their quality of life and to establish Rijeka as a respected centre of medical science and profession, means not only to appreciate the past and its protagonists, but is also rather essential for understanding the reasons for development of the institution. The generations that spend their best years studying at or collaborating with the School of Medicine should know that they can be proud to belong to such a rich medical tradition.

The first surgeons with a proper education in Rijeka were *maestro* Jacobo di Giorgio and Tomaso di Giovanni from Venice, mentioned around 1440. At around this period, the hospital in Rijeka was mentioned for the first time too. Kobler wrote about a 15th-century hospital "in the district of St. Sebastian" and Grmek mentioned the opening of the Holy Spirit hospital in 1441. In 1529 Antonio Senato from Ancona became the municipal physician, probably the first doctor with a university education in Rijeka, and one year later, in 1530, Rijeka became a Statute that contained a lot of hygienic-epidemiological regulations (punishment for polluters, a defined place for waste disposal, obligation on the surgeon to report an injured person to the authorities, etc.). In 1572 the Town Council decided to introduce new taxes on wine and oil to maintain the Holy Spirit hospital that was moved to a location near the Church of the Assumption of St. Mary. That year is considered to be the year of foundation of Rijeka hospital.

While the 17th century was characterised by the fight against various epidemics (and by the struggle of the Town Council to attract the best doctors to Rijeka), the 18th century brought a swifter development of the health facilities in Rijeka. After gaining the status of free port (1719, at the same time as Trieste) and with the inflow of Dutch and English capital, which led to the establishment of the sugar refinery, the town began to grow and in 1777 it had more than 5,000 inhabitants, including sub-districts. In 1815 the number of inhabitants reached nearly 9,000. But the inflow of people and goods increases the risk of an epidemic spreading. The St. Carl lazaretto in the port of Mandrač (where the fire brigade is located today) was established back in 1722 – 1726 and served as a bulwark against the plague until 1812. After the lazaretto had been shut


down in 1812, the quarantine was temporarily moved to a nearby place Kraljevica. The St. Carl lazaretto was soon re-activated between 1814 and 1816 under the supervision of Vincenzo Medina, and after that the ships were quarantined in Martinšćica where the new St. Francis lazaretto had been founded in 1833, primarily for protection from cholera. The Martinšćica lazaretto was architecturally the “Monarchy’s most modern building of its kind” until the third lazaretto was built in Trieste in 1869.

Following the example of Trieste, Rijeka became a refuse cart in 1754. The provisions from that time clearly regulated some issues like the yearly cleaning of the entire “sewage system” of the town (*fosso della Città*), the urgent installation of toilets in larger buildings, the weekly sweeping and removing of dirt from in front of the shops, the prohibition against keeping animals in the town (except horses), the removing horse manure from the streets, the prohibition against throwing dead turtles or other carcasses onto the streets or into the sea. Anybody who wanted to produce olive oil at home had to collect the dirt and the filthy water and to transport them into the sea at their own expense. In 1769 a prohibition against burials around the churches was issued.

Until 1752, healthcare came under the jurisdiction of the Town Council, which issued licenses to protomedics (renewed by election every three years), midwives, pharmacists and surgeons. The harbour master, who was at the same time the “health chancellor”, made decisions about quarantines for ships and supervised them if necessary. In 1752 healthcare came under the jurisdiction of the State, the Health Council (“magistrat”) was established and a health building (“kasino”) with offices was built in the harbour with a “minister” (manager), a chancellor (clerk) and guardians (inspectors under oath). Ships that came from infected areas (with “unclean” documents) were put into quarantine in the lazaretto. If there were no cases of disease after the quarantine, the goods could be sold. But in case the disease broke out again, the quarantine was always counted from the day of the outbreak. For better control of the quarantine, guardhouses (“kažoti”) were located along the coast.

In 1785, a hospital was also established on the other side of the river Rječina, in the part of town called Kortil in Sušak (today it is the location of the Croatian Cultural Centre). By a decision of the Town Council in 1821, the Holy Spirit hospital was moved together with the almshouse away from the cramped Old Town into the newly bought building of the former wax factory, *Massa Cavalli e Licudi*. The first mental hospital in the South Slav area was built in its garden, where a chapel with an altar painting of the

Holy Spirit was also erected. The newly located hospital (at that time called Zagrad, today vis-a`-vis the location of the Faculty of Maritime Studies) was inaugurated on the 1st of July 1823 in the presence of the governor, Ferencz Ürmény. “The General Institute for the Poor” (*Istituto generale dei Poveri*) was supposed to give shelter to the poor and the sick, to support illegitimate children, to organise craftsmanship training for young people and to encourage the city to forbid begging. The institute was merged with the Holy Spirit hospital in 1824. Although the hospital was funded by many distinguished personalities, the turning point concerning its financial prosperity was in 1835 when the Rijeka doctor Giovanni Battista Cambieri bequeathed his entire fortune to the hospital, which ensured its enlargement, financial support for the poor, establishment of the first Rijeka dissecting department in 1837 and the purchase of additional land.



G. Berti: Johanes Baptista Cambieri. Patricius Fluminensis Regii Litoralis Hungarici p. Protomedicus, 1830

Giovanni Battista Cambieri (1754-1838) from Torre del Mangano in Lombardy (today Certosa di Pavia) came to Rijeka in 1797 after studying in Pavia and practising in his home town (from where he fled to Austria to escape the French). At the beginning of the 19th century, Cambieri also practised in the region of Škrljevo. At the end of the 18th century, Škrljevo became known throughout Europe for the emergence of an until then unknown disease which spread so fast that the number of infected people allegedly reached 13,000 by the mid-19th century (which was more than one-third of the population of the region, as Cambieri and Bagneirs, head of the French army medical corps in the Illyrian Provinces, reported to the Paris Medical

Academy). The first written report of the disease, that was later to serve as a subject for some dissertations in Padua (Santes, de Moulon, Rizzi) and Vienna (Melzer), was submitted to the city authorities on the 28th of June 1800 by the chief doctor Josip Mašić who suggested that this could be a case of (endemic) syphilis, which was generally accepted afterwards.¹ After get-

¹ There are still many reasonable suspicions about that “diagnosis”. See: Amir Muzur i Ante Škrobonja, “Škrljevo disease between myth and reality,” *Croatian Medical Journal* 45, No. 2 (2004):226-229.

ting official permission to experiment with the “Škrljevo disease” therapy (*morbus de Scharlievo*), Cambieri tried to contain it together with the Pest dermatologist Stahly. The epidemic caused real panic from time to time. Among other measures, quarantines were opened in Kraljevica and Bakar, and medical circles throughout Europe speculated about the nature and origin of the disease. Although the city of Rijeka was notably less struck by the disease than its surroundings, Lagneau called it “*mal de Fiume*” (Fiume is the Italian name for Rijeka) in his famous book on syphilitic diseases, and Antonio Carlo Lorenzutti wrote in his graduation thesis, which he defended in 1830 in Padua, about “*lues flumicensis*” (sic!). Cambieri’s career will always be closely connected with the Škrljevo epidemic. In 1818, already working as an intern in the Holy Spirit hospital, and soon after to become a patrician city councillor and the first doctor of the Illyrian coast, Cambieri earned his medical fame with his thesis on the Škrljevo disease (*Storia della malattia detta Skrieliavo ossia di una particolare forma di sifilide, manifestatasi in alcuni distretti del Litorale Illirico*). As a cure for this disease, Cambieri suggested mercury- and zinc-sulphide fumes. His paper on the curative properties of galvanism (*Dell’azione del fluido elettrico o del galvanismo come medicamento*) was based on the latest medical experiments and discoveries.

Other significant personalities in health care in Rijeka at the turn of the 18th and 19th centuries were chemist Antonio Michelazzi (1733-1820), author of a textbook about mineralogy and later a professor in Gorizia, who claimed that the supposed curative properties of precious stones were merely a superstitious belief, and physicist Giuseppe Zanchi (1710-1786), later a professor in Vienna and author of a physics manual that was printed in more editions. They were both Jesuits priests and wrote about medicinal herbs, human anatomy, the effects of minerals and about pharmacy in general.

During the 18th century, two graduates from Vienna, Carlo Pisanello and Francesco Summacampagna, came to Rijeka, even though there were already three pharmacists in the town (Bertossi, Cortiva and Veronese). The first qualified dentist (*chirurgo-dentista*) in Rijeka was Gaetano Pierini who came from Dubrovnik in 1786 where he had lived and practised between 1777 and 1785 after his studies in Italy. Other dentists, Natan Garfung and Isak Löwy, came in 1800 and 1803 respectively, but dental care only became more widely used after 1850.

Saverio Graziano (1702-1780), a great obstetrician and gynaecologist from Barletta in Apulia, was appointed as the first “head of the army corps” in 1754 (at that time there were three doctors in Rijeka). He was



Xaverius Gratianus: "De usu mercurii...", Vienae Austriae, 1755

the author of the first scientific medical paper on mercury therapy (*De usu mercurii*) in this area which was appraised even by van Swieten. Graziano, who won recognition for fighting the plague in Rijeka in 1740 and malaria in Lovran in 1760 and for his description of the earthquake in 1750 (he argued that the water after the earthquake should be boiled), educated midwives and issued them with certificates of competence. The first proper school for midwives was established in Rijeka in 1786. The supervisors Giacomo Cosmini and Giovanni Carrobi (Graziano's son-in-law) produced a theoretical-practical handbook in Croatian. Josip Mašić succeeded Graziano as the city doctor and the head of healthcare (*phiscus urbis et capo sanitatis*) in 1780. Since he was in charge of organising and supervising the lazaretto and the quarantine, today we consider him, together with Graziano, as the first maritime medicine professional.

Until the end of the 18th century, doctors came to Rijeka mostly from the Venetian Republic and the Kingdom of Naples after study at the Italian universities. The new laws, however, stated that practitioners should take exams at Austrian (or Hungarian) universities. Three doctors who succeeded Graziano (Mašić, Feliks Segher and Cosmini) tried to change that law, but without success.

In May 1828, "the Council of the particularly faithful, free, trade town and the free port of Rijeka" announced the position of chief doctor to succeed Cambieri in newspapers in Vienna, Buda, Milan, Venice and Trieste, offering a yearly salary of 600 forint. The candidates, who had to submit their applications by the end of June 1828, were also supposed to enclose a certificate of age and knowledge of Italian, a certificate of their medical school qualification and a description of their former work experience. Out of fourteen candidates, five were short-listed and Girolamo Fabris was finally selected.


Just like today, back in the 18th century there were people who would leave Rijeka to study and then forget about their hometown while pursuing successful careers abroad. Nikola Toma Host (1761-1834), doctor of medicine and botany, left his home in the Kastav region to become a

Vienna university professor and a doctor at the Habsburg court. Bartol Patuna (1738-1823) was a descendant of a settler from Crete, a grandson of Bartolomej, a surgeon practising in Rijeka and Rovinj and a son of Nikola, a Rijeka chief surgeon (lived 1704-1791, in Rijeka since 1727). After serving his apprenticeship at Morgagni in Padua and at van Swieten in Vienna, he fought the plague in Bosnia. After that he remained the first doctor in Gradiška on the river Soča until his death. He attracted the interest of medical circles with his dissertation in which he described a rare case of extrauterine pregnancy and gained further repute with his papers on cattle plague and child diseases. These ideas might be considered rather naïve from our perspective today, but they were pretty advanced for that time. Because of his scientific work, his name entered the French and German medical lexicons, and because of his local reputation he was ennobled and became a member of the Rome-Soča Academy. He was closely bound to Gradiška, which we know from the fact that he wrote a book on the local climate and that he kept refusing Graziano's invitations to come to Rijeka. But nevertheless, Patuna still spread the word about his Rijeka origins (although he was not aware of it): in the dissertation (*Epistola physico-medica ad J. B. Morgagnum continens historiam foetus sine involucris extra uterum inventi, placenta intra uterum haerente*), printed in Vienna, he was marked as "Liburnus Fluminensis".

In the second part of the 19th century, medicine in Rijeka was further institutionalised and standardized. Giovanni Spagnolo, a doctor in the children's asylum and a puericulture pioneer, issued in 1842 a didactic handbook *Igiene del bambino*. Ivan Dežman (1841-1873), doctor and writer, father of Milivoj Dežman, pneumonologist and a modernist writer, published a Dictionary of medical terms (*Rječnik liječničkog nazivlja*) in 1868. At the same time, publication of the health journal *Rvacki prvenci o naravi i zdravlju*, which had been founded in Vienna by Đuro Augustinović, commenced in Rijeka.

It is generally considered that the ambulance service in Rijeka was founded in 1882 (and therefore one year earlier than the equivalent service in Vienna), and the *Associazione medica* was established in 1886. (The Association of Doctors for the coastal region of Kvarner and Gorski kotar in Sušak was founded in 1937, although Nikola Venchiarutti was already the first municipal doctor in 1888. The association of dentists was founded in 1909.) The fact that physicist Peter Sacher, a teacher at the Military Maritime Academy and an associate of Mach and Riegler in researching ultra-quick photography, presented the X-ray in Rijeka in February 1896,


only one month after its discovery, shows that at the end of the 19th century Rijeka was in line with the contemporary European scientific trends. On that occasion, the first roentgenogram in Croatia was made on the hands of baroness Vranyczany, which speeded up the acquisition of an X-ray machine for Rijeka hospital.



Dr. Antonio Felice Giacich
(1813-1898)

The clinicians who worked in Rijeka in the 19th century can be considered to be authorities of European renown. The oldest among them was **Antonio Felice Giacich** (Lovran, 1813–Rijeka, 1898) who studied medicine in Padua and came to Rijeka in 1842. Since 1852 he had taught maritime medicine at the Kraljevica naval academy and practised in the the Holy Spirit hospital being also its director for a period of time. Giacich was distinguished by his versatile medical interests. His most important contribution to science and practice was definitely his textbook of maritime medicine, *Lezioni mediche per i naviganti*, in five editions (1855-1887) that gained recognition even beyond Austro-Hungary. Giacich published essays on “Škrljevo disease”, on medicinal herbs and the curative scents used in Istria and Dalmatia, on cholera, plague, mushroom poisoning, tobacco and many other topics. He is generally considered to have been the originator of infectiology in Rijeka, a promoter of balneo-climatology and the pioneer of alternative medicine.

Gjuro (Georg) Catti (1849-1923) graduated from the School of Medicine in Vienna, where he also started to practise, first in the general hospital and then as an assistant in the clinic for chest and throat diseases headed by Professor Leopold Schrötter von Kristelli. In 1876 he became an “active member” of the Vienna Doctors Association. After rejecting an invitation to establish a clinic for otolaryngology in Innsbruck, he applied for the position of chief doctor of internal medicine in Rijeka




Dr. Gjuro Catti (1849-1923)


in 1879. He worked here in the town hospital and in a private practice; he was a member of the Health Council for the Hungaro-Croatian maritime district and was active in fighting the cholera epidemic of 1886. While taking pioneering steps in the development of practical paediatrics, Catti worked together with Rijeka doctor Franjo Kresnik who was also famous as a violin constructor. Catti subsequently retired to his estate in Begunje near Bled in Slovenia, where he died in 1923. He was buried at the Kozala cemetery in Rijeka.

Gjuro Catti was primarily an internist and a rhinolaryngologist, but he had also actively promoted climatotherapy on Kvarner. His most important contribution to medicine are the inventions that fostered this profession, like the instrument to remove adenoidal tissues (“a type of tongs, a copy of which is being used even today at the clinic for otorhynolarygology in Rijeka) and ring-like spoons (cochlea) which are used in dermatology. With his publications and papers for scientific congresses he made a special contribution to the diagnosis of cancer of the larynx and to the surgical techniques of the upper respiratory tract.

Probably the greatest clinician at the turn of the 19th and 20th centuries was **Antonio Grossich** (Draguč in Istria, 1849–Rijeka, 1926). He studied medicine in Vienna and worked for many years as a municipal doctor in Kastav. After a short career at the Surgery Department in Innsbruck he came as chief physician to the Rijeka Town Hospital of the Holy Spirit in 1886. His greatest achievement was definitely the introduction of the pre-surgical disinfection of the shaved area with iodine tincture. The idea of using iodine occurred while working on the injuries of port workers. He used the tincture for the first time in 1907, and two years later he delivered a paper about it at the international congress in Budapest. Due to his success at saving many lives by introducing a package that contained sterile gauze and an iodine vial into the army kit, the Italian government gave him a commendation in 1912, and Rijeka issued a postage stamp carrying his profile in 1919.



Dr. Antonio Grossich
(1849-1926)



Dr. Lionello Lenaz
(1872-1939)

Great names and achievements continued to be a part of medicine in Rijeka in the 20th century. The first institution for preventive medicine - the Royal Hungarian Station for Chemical Research - was founded in Rijeka in 1900 and remained active until the end of World War I. The Sušak district doctor Ivan Kiseljak (1853–1915) (through the Movement of Croatian Abstainers), together with the Capuchin monks Bernardin Škrivanić and Dragan Dujmušić (through the Catholic “Holy Army” temperance association) published didactic handbooks about fighting alcoholism. Precise and strict regulations in

the Statute for wells, channels, public baths and keeping clean water for drinking, washing and other purposes in Modruško-riečka county (*Statut za zdence, nakapnice, kanale, javna kupališta, a održavanje čistoće vode za piće, pranje i inu upotrebu u području županije modruško-riečke*) from 1912 show a high level of public health consciousness. **Lionello Lenaz** (Rijeka, 1872–Lovran, 1939) came to Rijeka after studying medicine in Vienna and worked for six years as assistant to a neuroanatomist Obersteiner, a neurologist Benedict and a chemist Ludwig. He also worked as a guest assistant with an internist Neusserr, a pathologist Weichselbaum, and Landsteiner who later won a Nobel Prize. Lenaz was invited to come to Rijeka and to take over supervision of the new bacteriological laboratory and dissecting department in 1901. In 1919 he became chief physician at the Holy Spirit hospital; in 1924 he earned the title of private docent (*libero docente*) and taught haematology, nephrology and neuropathology at the University of Padua from 1927–1930. The Academy of the Kingdom of Italy awarded him with the title *Gran Ufficiale* in 1937 and he also received a gold medal for science.

Lenaz did not deliver many papers, but we can say without any exaggeration that some of them revolutionised clinical science and practice. His first publication (1901) on ataxia introduced the idea of static innervation (tonus), which plays a significant role for voluntary movements. It seems that this idea came significantly before the similar concepts of Strümpell and Edinger. Particularly important are his works on chorea, pathogenesis of the pernicious anaemia, embryonic haematogenesis, as


well as on leukaemia, which he proved is based not on simple hyperplastic but on neoplastic changes.

The turn of the 19th and 20th centuries was a period of a vivid medical activity also in nearby Opatija which became a world renowned centre for climate thalassotherapy. Some prominent medical names were active in that time, like Julius Glax (1846–1922), a university professor, the author of the balneology textbook and the head of the Opatija Sanatorium board, or docent Ante Grgurina (1877–1922), a former Graz Medical School student and a post-war manager of the Rijeka town hospital. During Doctors' Week in Opatija in September 1927 he explained his so-called hipselophony method for the examination of pulmonary patients. This method should reveal pleural discharge and other anomalies that change the quality of the sound coming from the chest when scratching on the front of the thorax and listening on the back. Géza Fodor (1867–1927), a lecturer from Pest and inventor of the *Marina* cocktail, also worked in Opatija as well as the pharmacist Sternbach who invented the ovolocitin tablets *Ovol*. Later on and far away from Opatija, his son Leo was to synthesise diazepam – a much more significant medicine. The Hungarian paediatrician Kálmán Szegő (1863–1933) was manager of the sanatorium for children, and Otto Lenz, one of the Koch's assistants during the eradication of malaria on the Brijuni islands, also practised in Opatija for some time. Theodor Billroth (1829–1894), a friend of Georg Catti who used to spend much time in Opatija and finally died there, also visited the Rijeka town hospital where he performed surgeries. Max Joseph Örtel (1835–1897), a Bavarian professor of internal medicine who invented the laryngostroboscope and discovered the forms of the diphtheria bacillus, designed walking paths for patients in Opatija and thus transformed the town into the *Terrain-Kurort*. Leopold Schrötter von Kristelli, founder of the first department of laryngology in Vienna, wrote about the curative properties of the Opatija aerosol, and Robert Virchow wrote about vegetation in Opatija. Hermann von Helmholtz and the Nobel Prize winners Otto Loewy and Emil von Behring also visited Opatija.

At the very beginning of the 20th century, brothers Antonio and Costantino Brancheta, the inheritors of the rich Rijeka tradesman with cylinders and straw hats, offered a donation of 460 thousand krone to the Town under the condition that the sum should be used for building a new almshouse. The mayor Francesco Vio accepted the donation and bought a piece of land for the municipality in the area called Nad lazaret in October 1903. On the architectural competition that was organised, the

project “Aria e luce” (“Air and light”) by a young Rijeka architect Carlo Pergoli was chosen as the best solution. The building of the almshouse started in 1904 and was finished and opened in 1908 despite financial and other difficulties (the Branchetta brothers had to add 90,000 krone). The almshouse offered accommodation for 70 male and 70 female inmates as well as for 30 boys and 30 girls. A chestnut-tree alley led to the building that was surrounded by a park with workshops and outhouses. After destruction during the war, the building was renovated in 1924. In 1933 a children’s colony was built in the part of the town called Kantrida, which is the location of today’s children’s hospital.

World War I destroyed whole countries and, logically, also their institutions. As a result, after the war the Military Naval Academy in Rijeka was closed and its buildings and land were given to the municipality for reconstruction as a general town hospital. Evacuation of the Holy Spirit hospital from the old location in Zagrad started immediately after the war but it lasted until the mid 1930s. The intern’s department was moved first, then the psychiatry department, while the opening of the new surgery department was postponed because of the lack of elevators for patients’ beds. At the end of 1924 the hospital got the first modern electrocardiograph unit purchased in France. In April 1926 the Government allocated the building of the former military hospital (the old lazaretto) to the municipality, and in 1929 the town hospital became a legal entity. At that time, the psychiatry department was supervised by 33-year-old Giovanni Dalma from Rijeka, who founded a medical faculty in Argentina after World War II.



Prof. dr. Silvije Novak
(1900-1988)

In the period between the two world wars and after establishing the border along the river Rječina, the part of the town called Sušak also gained the status of a town which led to its strong economical development, the ambition to compete with Rijeka and the need to be independent of Rijeka in every area, including medicine. The new Sušak or Banovinska hospital was built by the end of 1934. This hospital recruited a number of excellent experts who would later continue to set the pace of medicine in Rijeka. **Silvije Novak** (1900–1988) came as a young specialist in internal medicine from Zagreb

where he had already published the first textbook on haematology in Croatian together with Botteri. After a couple of months, Zdravko Kučić joined him in Sušak hospital. After evacuation of the hospital in 1942, Silvije Novak returned to Zagreb to become a university professor in 1950. The Velimir Guteša became head of the new Sušak hospital in 1935, but he was soon succeeded by the ophthalmologist Andrija Car. Janko Komljenović, who was an assistant to Budisavljević in the *Rebro* hospital in Zagreb, took over the surgery department, and Milan Berger, who was an assistant of Franjo Durst in Zagreb, became head of the gynaecology department. The heads of the departments were Jakov Bakotić (otolaryngology), Niko Bonetić (dermatovenerology) and Lujo Križ (rendgenology), while the assistants were Zdravko Kučić (internal medicine), Petar Župan (surgery), Davor Perović (gynaecology) and Ante Vukas (dermatovenerology). Sušak hospital was renowned at the European level not only because of its architectural and functional organisation, but also because of the expertise of its personnel.

Viktor Finderle (1902–1964), a Zagreb student and obstetrician who practised in Opatija until the war, continued to work in Rijeka after World War II. His invention of the vacuum-extractor, a device that helps pull out the foetus during birth, made the name of Rijeka famous in the early 1950s. He got the idea for his invention while watching an octopus sticking to a rock. Although Finderle's vacuum-extractor was later replaced by a technically improved extractor by Malström from Sweden, its mention in leading European journals and the correspondence of experts world-

Rijeka, grad sa 75.000 stanovnika, danas nije samo industrijski i prometni centar, već i naučni i kulturni, a slobodno možemo reći i medicinski centar kojem bi pružilo 1.500.000 stanovnika. To je slavni lučki grad Jugooslavije, u koji dolazi sve više ljudi iz stranog svijeta, te zbog toga ima i svoje vlastite lučke medicinske probleme, a i epidemiološki je to sasvim rad, za koji nemaju velikog interesa drugi medicinski fakulteti u našoj zemlji: Beograd, Zagreb, Ljubljana, Sarajevo i Skoplje.

U gradu Rijeci i blizu okolici postoji danas 2.000 bolnišnica i ranjenika, koji nisu upotrebljeni u naučnom smislu iako da koriste odgojne i najviše liječničke kadre. Rijeka su bolnice vodjene sposobnim specijalistima, koji su toliko stručno na visini, da im može biti povjereno odgojanje mlađeg kadra.

Kulturna sredina Rijeka je danas već toliko visoka, da je zrela ne samo po broju zdravstvenih, već i po cij

D o p i s č i t a o c a

Medicinski fakultet u Rijeci?

kulturnoj visini, da osnuje svoj medicinski fakultet.

Nije riječak slučaj, da studenti napuštaju medicinski i drugi fakultet zbog toga, što im je otežan studij zbog teških materijalnih prilika, zbog stambene krize, zbog bolesti, a i zbog nemogućnosti uzdržavanja. Nas današnji način života zahtijeva da se škola razvija centralizirano, da se približi narodu, a mi bismo morali biti protiv toga, da se stvaraju "mamuti" fakulteti u obliku onih, koji su danas u Zagrebu i u Beogradu. Iskustvo nam iz prošlosti dokazuje (Švicarska, Švedska, Italija, Njemačka i Engleska) da se najspornije i najprikladnije odvajaju medicinski kadrovi u malim univerzama, gdje su studenti u svakodnevnom kontaktu sa

svojim profesorima i gdje svaki student može postići visoku teoretsku i praktičnu spremu za svoje zvanje. Nama ne trebaju lakvi fakulteti u kojima student ne dopriva da ispravno primi u ruke epruvetu ili da presteda bolnišnika zbog skomarnosnog uspostavljanja. Zaludu se za praktične kliničke vizite šalju ljudi studenti u pokrajinske bolnice, da steknu stručno znanje baš u ono vrijeme kada je u ljeti zamoreni šef tražio svoj dopust. Zaludu se na visokim studijama traži povećanjem ili potpisivanjem kontrola poslušnosti predavanja.

Rijeka bi mogla imati Medicinski fakultet skromnos razmjera sa vještost studenata godišnje (ne više od sto), na koje bi gravitirali studen-

ti čitave Istre, Primorja i Gorskog Kotara.

Pitanje je sada: može li to Rijeka danas uspostaviti? Je li Rijeka u mogućnosti da to izradi?

S time u vezi nastaju kritična pitanja. Zaboravimo na ja i na nezamisljivost nekog okolnog subjektivnog promatrača, koji sve što je van njegovog centra smatra utopijom. Odkovajimo radije na praktična pitanja.

Današnja bolnica već danas ima visoke kliničke stručnjake, koji bi mogli voditi nastavu, kao što je praktični vješt preko ljeta za one studente koji dolaze iz drugih fakultetskih centara. Prava tema bi se personalno pitanje moglo lako riješiti za kliničke predmete, dok bi za druge neke predmete trebalo dove-

sti kandidate, koji bi se Rijeci vrlo rado odavali.

Daljnje pitanje je financijsko. U razmatranju s nekim financijskim stručnjacima došli smo do zaključka da takav Medicinski fakultet sa skromnim zahtjevima izao što je većina početnih fakulteta ne bi bilo nesavladiv problem za grad Rijeku, jer bi sigurno trebalo manjih finansijskih žrtava nego za jednu gimnaziju.

S druge strane, time bi se olakšao rad fakultetskim centrima, koji su se silom prilika "mamutski" razvili, te primaju veliki broj naših studenata, kojima ondje nije osigurana stan i hrana, koji teško žive i često poboljšavaju. Konačno bismo u Rijeci, gdje mnoštvo Istrani, Primorci i Gorani imaju svoje roditelje, mnogo lakše riješili današnju tešku krizu studenata u drugim svadovima.

Smatramo da se o tom problemu mora već danas govoriti i nešto konkretnije riješiti.

Dr. VIKTOR FINDERLE

A letter by Dr Viktor Finderle to Riječki list of 27 March 1954

Dopis dr. Viktora Finderlea Riječkome listu 27. ožujka 1954.

NARODNI ODBOR GRADA RIJEKE
SAVJET ZA NAR. ZDRAVLJE I SOC.
POLITIKU
Broj: 24851-V-1954. Rijeka, dne 17.IX.1954.
Predmet: Osnivanje filijale
medic. fakulteta.-

SAVJETU MEDICINSKOG FAKULTETA
Z a g r e b

Na zajedničkoj sjednici koje je održana u Rijeci 15.IX.1954. između Dekana medicinskog fakulteta dr. prof. Dr. Štamper Andrija, predstavnika N.O. grada dr. Ede Jardasa i podpredsjednika Andrija Vejsa, kao i predstavnika zdravstvene službe - Jednolano je prihvaćen Vas prijedlog o osnivanju filijale Zagrebačkog medicinskog fakulteta u Rijeci.-

Da bi se gornji zaključak proveo u život molimo Vas, da s Vasa strane formirate komisiju, koja će s po nama određenoj komisiji izvršiti sve potrebne predradnje.

U komisiju N.O. grada Rijeka imenovani su sljedeći drugovi:

- 1./ Dr. Kucic Zdravko, predsjednik Savjeta za narodno zdravlje i soc. politiku
- 2./ Miletic Milka, načelnik Odjela za narodno zdravlje i soc. politiku
- 3./ Dr. Perovic Devor, direktor Opće bolnice "Susak" Rijeka
- 4./ Prof. Dr. Novak Silvijs, asf internog odjela Opće bolnice "Susak" Rijeka
- 5./ Dr. Medenic Ante, asf kirurškog odjela Opće bolnice "Brace Dr. Sobol" Rijeka
- 6./ Ing. Ždunec Sonja, službenik Odjela za komunalne poslove i gradjevinarstvo.-

S. P. - S. N. I

PREDSJEDNIK SAVJETA:
/Dr. Kucic Zdravko/

PREDSJEDNIK N.O. GRADA:
/Jarda Edo/

6629

Narodna Republika Hrvatska
Tajništvo Medicinskog fakulteta
 Sveučilišta u Zagrebu

Broj: 6629/54. Zagreb, 21. rujna 1954.

DRUGI PREDSJEDNIČE,

Primio sam pismo broj 24.851-V-54. od 17.II. 1954., Savjeta za narodno zdravlje Gradskog Narodnog Odbora u Rijeci. Želim odmah da israzim naročitu zahvalnost na velikoj spremnosti, koju ste pokazali prisključujući plan ovog fakulteta za ustanovu svoju filijalu na Rijeci.

Očigledno ovaj fakultet određeni su kao članovi komisije: prodekan profesor dr. Franjo Kogoj, priv.doc.dr. Branko Cvjetanović i ravnatelj ustanova Medic. fakulteta Bubenj dr. Remigije.

Zajednička komisija, po mojem mišljenju, treba da ispita stanje ustanova koje dolaze u obzir za medicinsku nastavu sve od Lovrana do Crikvenice, a naročito ustanove na području Rijeke.

Tokom našeg razgovora na Rijeci učio sam Vašu spremnost, da sgradnu, koja se nalazi preko puta hotela "Bonavia" ustupite za potrebe filijale fakulteta, ne samo za potrebe nastave, nego i za potrebe studenata. Zajednička komisija trebala bi isviditi na koji način bi se tu sgradnu moglo upotrebiti za navedene svrhe.

U pravo vrijeme obavijestit ću Vas i dr. Kušića o danu kada će komisija doći na Rijeku.

Želim Vas ujedno naspomenuti, da sam po mojem povratku inao prilike da o tom problemu govorim na presjednici Sabora dr. Bakaridom, koji je podržao tu našu zajedničku namjeru.

Ovih dana uputić ću sahtjev, da se sa ovu suradnju predvide potrebne sredstva u budžetu fakulteta.

Printite israz moga poštovanja

O.g. dekan:
Prof. dr. Andrija Štamper

Drug Edo Jardas,
pretajednik ONO-a Rijeka.

O tome obavijesti

- 1/ Kušić dr. Zdravko, ravnatelj bolnice Braće Sobola-Rijeka.
- 2/ Prodekan prof. dr. Franjo Kogoj.
- 3/ Priv.doc.dr. Branko Cvjetanović.
- 4/ Ravnatelj ustanova Med. fak. Bubenj dr. Remigije.

A letter by Edo Jardas proposing to the Zagreb Medical School Council (above) to establish a branch in Rijeka and the response by Andrija Štamper (below)

Dopis Ede Jardasa Savjetu Medicinskoga fakulteta (gore) i odgovor Andrije Štampara (dolje), vezano uz osnivanje filijale zagrebačkoga Medicinskoga fakulteta u Rijeci

wide ensured a place in the history of medicine for this invention and the Rijeka school.

At about the same time as the invention of the vacuum-extractor, Ante Vukas found a new way of examining skin, the so-called epidermotectoscopy, which implies tangential cutting of the epidermis and the native microscopic surveillance of such slide. This method was first published in 1950 and it has received acknowledgements by many authorities.

Valter Rukavina (1896–1972) came from *Rebro* Hospital in Zagreb in the summer of 1946. He studied medicine at Innsbruck, Graz and Vienna and graduated in Prague. As a specialist in infectious diseases, his most significant contribution was in fighting the epidemic of brucellosis in Istria between 1945 and 1949. His research of this zoonosis and the monograph he published (*Malteška groznica u Istri/ Maltese fever in Istria*) gave him the status of World Health Organisation expert.

At the end of World War II, Rijeka and Sušak were united again. Unfavourable social and medical conditions, especially for field work, and insufficient medical staff demanded the education of new, local people. By 1946 a medical high school had already been opened in Rijeka. Since the only Croatian faculty of medicine of that time in Zagreb was overcrowded, and the number of potential students from the Kvarner and neighbouring regions was growing constantly, the initiative for establishing the faculty of medicine was launched.

On the 17th of September 1954 the Rijeka National Board and the Council for Public Health and Social Policy sent to the Zagreb School of Medicine Council a report of the meeting attended by the dean of the Zagreb School of Medicine Prof. Dr. Andrija Štampar and the president of the Rijeka National Board Edo Jardas with assistants and health service deputies. On that occasion, the suggestion of the Zagreb School of Medicine to establish its Rijeka branch was accepted and the commission in charge of implementing this initiative was named. The preparations were made at the end of 1954 and the beginning of 1955. The buildings of the Branchetta Brothers Foundation were predetermined for the pre-clinical institutes and the administration; one floor and a hall for 100 students were to be built, and clinical lectures were to be held in the existing hospital buildings. The heads of the hospital departments were supposed to teach and to obtain professor degrees (habilitate) regularly, and lecturers from Zagreb and other Yugoslav universities were invited to teach non-clinical subjects. In the parliamentary session from the 12th of July 1955 an

act for the foundation of the School of Medicine in Rijeka belonging to the University of Zagreb was passed. The beginning was set for the academic year 1955/56. At the meeting of the Zagreb School of Medicine on the 13th of July 1955 Prof. Dr. Silvije Novak was elected full professor and acting dean of the newly founded School of Medicine in Rijeka.

The Rijeka National Board handed over to the faculty the buildings of the Branchetta Brothers Foundation at 20-22 Olga Ban Street together with 14 million dinar on the 19th of July 1955. The faculty received a further 15 million dinar from the Executive Board of the People's Republic of Croatia. By mid-August, Dr. Mato Gržeta became the faculty's first secretary. In late October, the Council of the Zagreb School of Medicine elected the first teachers: S. Novak and Z. Kučić (internal medicine), J. Komljenović (clinical surgery), A. Medanić (general surgery), D. Perović (gynaecology), Z. Sušić (neuropsychiatry), F. Jelašić (neurology), T. Dujmušić and J. Bakotić (otolaryngology), A. Filipović (ophthalmology), B. Cvitanović (hygiene and social medicine). The building of the Branchetta Foundation was examined and the rooms were allocated in the beginning of November 1955. The acting dean Prof. Dr. Silvije Novak held the introductory lecture, "The meaning of the internal medicine today", in the Town Hall on the 21st of November 1955 for six students in the fifth year and twelve graduands, for many teachers and distinguished individuals from Rijeka and Zagreb. That was the official beginning of the first academic year at the oldest faculty in Rijeka.

On the 23rd of April 1957, the Zagreb University Council sent a suggestion to the Parliamentary Council of the Republic for the Rijeka School of Medicine to become independent and to allow the enrolment of 80 students in the first term which was to start in the autumn. Classes for the fourth, fifth and sixth year were supposed to continue while the second and third years would be organised gradually. On the 20th of June 1957 the Executive Council of the Republic proclaimed the independence of the Rijeka School of Medicine and approved the admission quota of 100 students. That is how the School of Medicine in Rijeka became the first faculty in Croatia founded outside Zagreb. The main building was inaugurated in the beginning of October 1957 and the first-year lectures started the next day.

If we want to find the person most responsible for the establishment of the Rijeka School of Medicine outside Rijeka, we definitely have to look to Prof. Dr. Andrija Štampar, a pioneer in the fields of hygiene, preventive and social medicine who was president of both the Yugoslav Academy of Sciences and Arts (today's Croatian Academy of Sciences and Arts) and

of the World Health Organisation, and to the world-famous otorhynolaryngologist Prof. Dr. Ante Šerčer. There were also some unsuccessful attempts: Andrija Štampar offered the position of Acting Dean to the psychiatrist Dezider Julius from the Vrapče clinic in Zagreb, but Julius turned it down. In Rijeka itself, the idea of establishing the School of Medicine was mostly promoted by Viktor Finderle. A significant role for the success of the foundation was played by both central and local authorities, because in the School of Medicine people saw their own development prospects – prospects that are still being realised in plain view today.

MAIN SOURCES AND REFERENCES

1. Archive of the School of Medicine of Rijeka University
2. *Cenni storici del Civico spedale di Fiume pubblicati a di 20 Maggio 1872 mentre si festeggiava il terzo secolo dalla sua fondazione*. Fiume: Stabilimento Tipografico di Emidio Mohovich, 1872.
3. Cerkovnikov E. Osvrt na osnivanje Medicinskog fakulteta u Rijeci. *Medicina* 1965;2:213-17
4. Cerkovnikov E. Osvrt na osnivanje Medicinskog fakulteta u Rijeci, II. saopćenje. *Medicina* 1965;2:383-4.
5. Cerkovnikov E. Deset godina (1955.–1965.) postojanja Medicinskog fakulteta u Rijeci. *Liječ vjesn* 1966;88:417-22
7. Cerkovnikov E. Prilog proučavanju osnivanja Medicinskog fakulteta u Rijeci. *Acta fac med Flumin* 1966;1:7-37.
8. Cerkovnikov E. Istorijat i uloga riječkog Medicinskog fakulteta na razvoj zdravstva i naučne misli u Rijeci. *Acta hist med pharm vet* 1967;7:237.
9. Gentili G. La vita e l'opera di Antonio Felice Giacich, medico ed uomo politico. U: Muzur A, ur. *Potencijali lovranske zdravstvene baštine*, Lovran, 1997.
10. Hraste J. Staleško udruženje stomatologa u Rijeci početkom XX stoljeća. *Acta stomat Croat* 1971;6:107-11.
11. Korin N. *Razvoj medicinske misli u Rijeci*. Rijeka: Zavod za zaštitu zdravlja, 1966.
12. Korin N, Vrbanić D. Povijest zdravstvene kulture na području Rijeke. *Dometi* 1985; 18 (4-5):53-62.
13. Matejčić R, Matejčić M. *Ars Aesculapii: prilozi za povijest zdravstvene kulture Rijeke i Hrvatskog primorja*. Rijeka: ICR, 1982.
14. Matejčić R, Matejčić M. Povijest zgrade Zadužbine braće Branchetta (današnji Medicinski fakultet). *Acta fac med Flumin* 1985;10:16-23.

15. Muzur A, Škrobonja A. Zdravlje i zdravstvo u Rijeci Adamićeva doba (1780.–1830.). U: Dubrović E, *Adamićevo doba*. Rijeka: Muzej Grada Rijeke, 2005.
16. Muzur A, Škrobonja A. Gradska bolnica (Bolnica Sv. Duha) Rijeka: okolnosti premještanja između dvaju svjetskih ratova. *Acta med hist Adriat* 2005;3:1-7
17. Sepčić J, Muzur A. Lionello Lenaz: biobibliografska naznaka. *Acta fac med Flumin* 1997; 22:63-6
18. Strčić P. Zdravstvena kultura u Zapadnoj Hrvatskoj. U: Pavešić D, Sepčić J, ur. *Medicinski fakultet u Rijeci 1955.–1995*. Rijeka: Medicinski fakultet Sveučilišta u Rijeci, 1997:7-38.
19. Škrobonja A. Socijalno medicinske prilike u Rijeci tijekom 15. i 16. stoljeća. Magistarski rad. Rijeka, Medicinski fakultet, 1984.
20. Škrobonja A. *Medicina zavičaja*. Rijeka: Express digitalni tisak, 2000.
21. Škrobonja A, Bobinac D, Varljen J, Simonić A, Linić-Vlahović V. Rijeka: Medical School: Development of higher education and medicine in Rijeka. *Cro Med J* 1992;33:127-33.
22. Škrobonja A, Manestar D. *Dr. Cattij slike iz života jednog liječnika*. Rijeka, EDIT, 1999.
23. Škrobonja A, Uremović V, Finderle A, Haller H. Two anniversaries related to Dr. Viktor Finderle (1902–1964): one hundred years since his birth and fifty years since patenting his vacuum extractor. *Wien Klin Wochenschr* 2004;116:1-3.
24. Zgrablić M. *Korijeni i povijest interne medicine u Rijeci*. Rijeka: Menora, 1999.

SAŽETAK

Medicinski fakultet Sveučilišta u Rijeci započeo je s radom 1955. godine. Međutim, tradicija inovativne, vrhunske medicinske prakse na riječkom je području puno starija i počiva na doprinosu Giovannija Battiste Cambierija (1754. – 1838.) koji se bavio “škrljevskom bolešću”; Saverija Graziana (1702. – 1780.), pisca znanstvenog rada o terapiji živom; Antonija Felicea Giacicha (1813. – 1898.), autora udžbenika pomorske medicine; Gjure Cattija (1849. – 1923.), izumitelja posebne rinolaringološke hvataljke; Antonija Grossicha (1849. – 1926.) koji je uveo dezinfekciju operacijskog polja jednom tinkturom; Lionella Lenza (1872. – 1939.), teoretičara neurologije i hematologije; Viktora Finderlea (1902. – 1964.), izumitelja vakuum-ekstraktora; Valtera Rukavine (1896. – 1972.), svjetskog eksperta za brucelozu, i mnogih drugih liječnika i sveukupne visoke zdravstvene svijesti.

Ključne riječi: povijest medicine, XX. st., Medicinski fakultet, Rijeka, Hrvatska